

Transformational Investing in Wisconsin by CDFIs

\$3,041,242,020
LOANED BY WI CDFIs



7,897 units
OF HOUSING DEVELOPED



10,532 businesses
STARTED OR EXPANDED



17,210,713 sq ft
DEVELOPED



34,656 jobs
CREATED



19,806 consumers
FINANCED



47,356 seats
IN EDUCATION & CHILDCARE

Who We Serve

Low-to-Moderate
Income Households



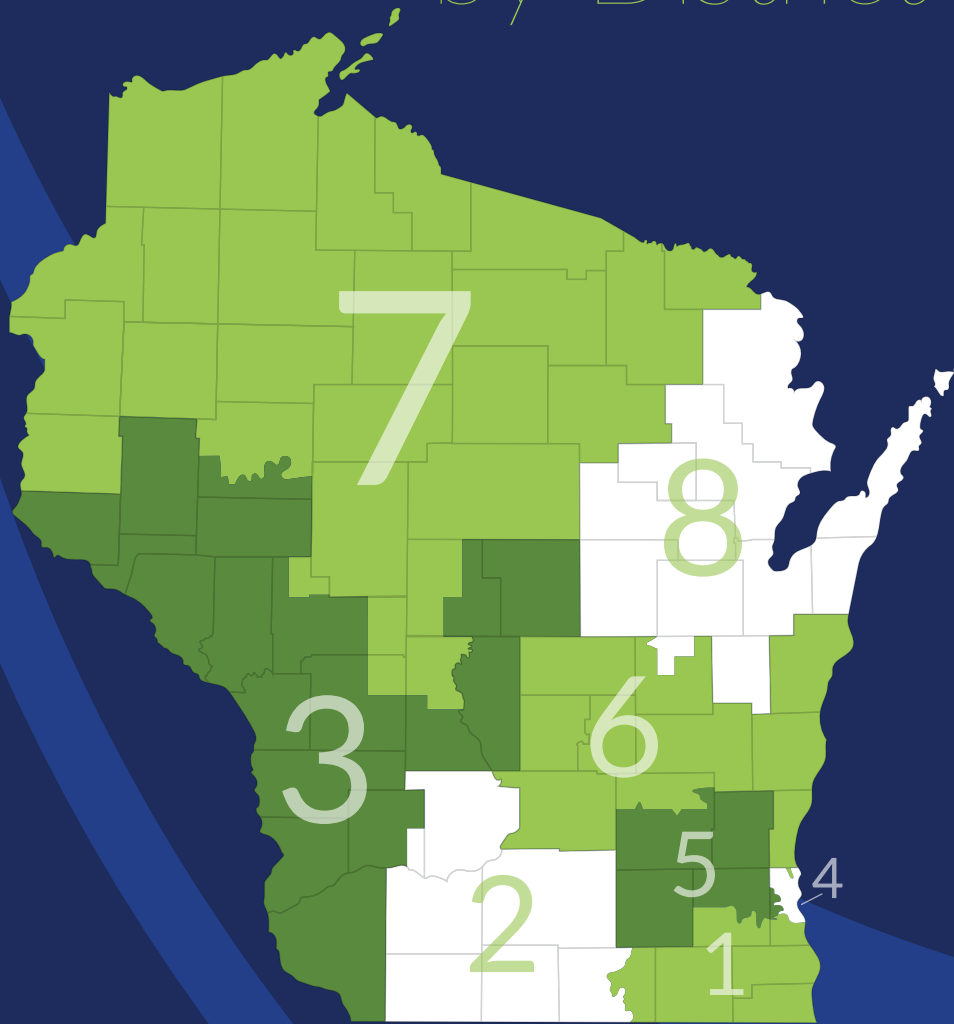
Individuals Who Face Barriers
to Financing or Resources








Racial / Ethnic Minorities



The Numbers by District



District	 Dollars Loaned	 Housing Units Created	 Businesses Financed	 Square Feet Developed	 Jobs Created or Retained
1	\$62,772,028	770	573	483,256	2,670
2	\$86,718,615	1,287	593	2,368,689	3,741
3	\$339,463,073	335	410	1,313,785	2,164
4	\$448,863,748	3,206	2,097	6,345,328	13,329
5	\$96,231,689	293	473	479,566	1,605
6	\$69,824,449	1,009	216	574,680	2,018
7	\$1,414,617,506	515	4,155	4,126,370	6,310
8	\$522,661,360	483	2,015	1,519,038	2,818